

Assembly Instruction ✓


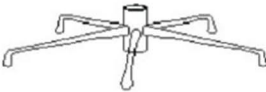





## Eames Soft Pad Group Executive Chair Replica



# Welcome Guide

[www.sohnne.com](http://www.sohnne.com)

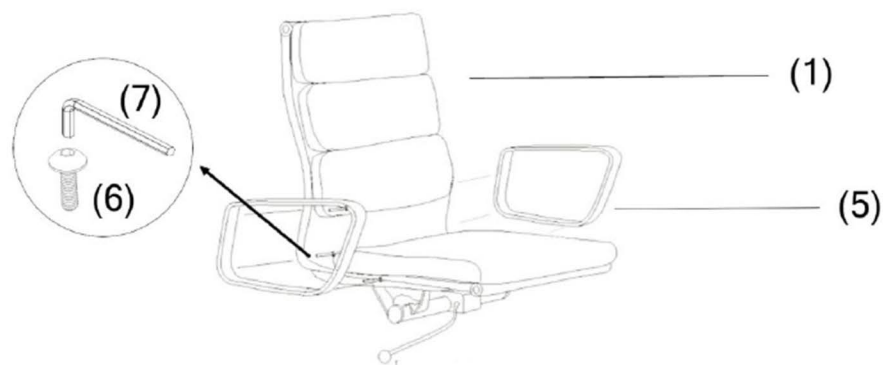
# COMPONENTS

1	2	3
		
Chair Body (x1)	Base (x1)	Gas Spring (x1)
4	5	6
		
Castor Wheels (x5)	Armrests (x2)	15mm M6 Screws (x6)
7		
		
Allen Key (x1)		

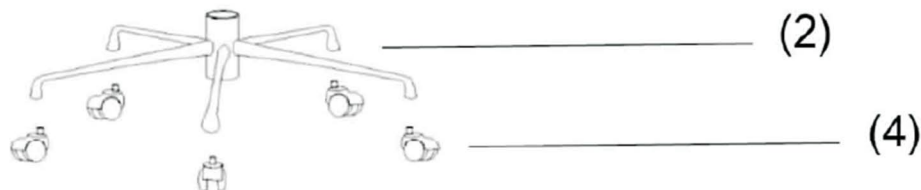


# ASSEMBLY

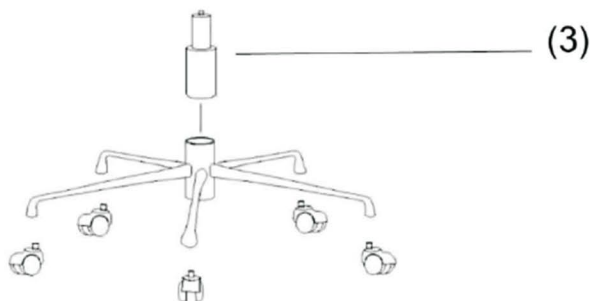
**Step 1:** Using the Allen Key, attach the Armrests to the Chair Body with the Screws.



**Step 2:** Attach the Castor Wheels to the Base.



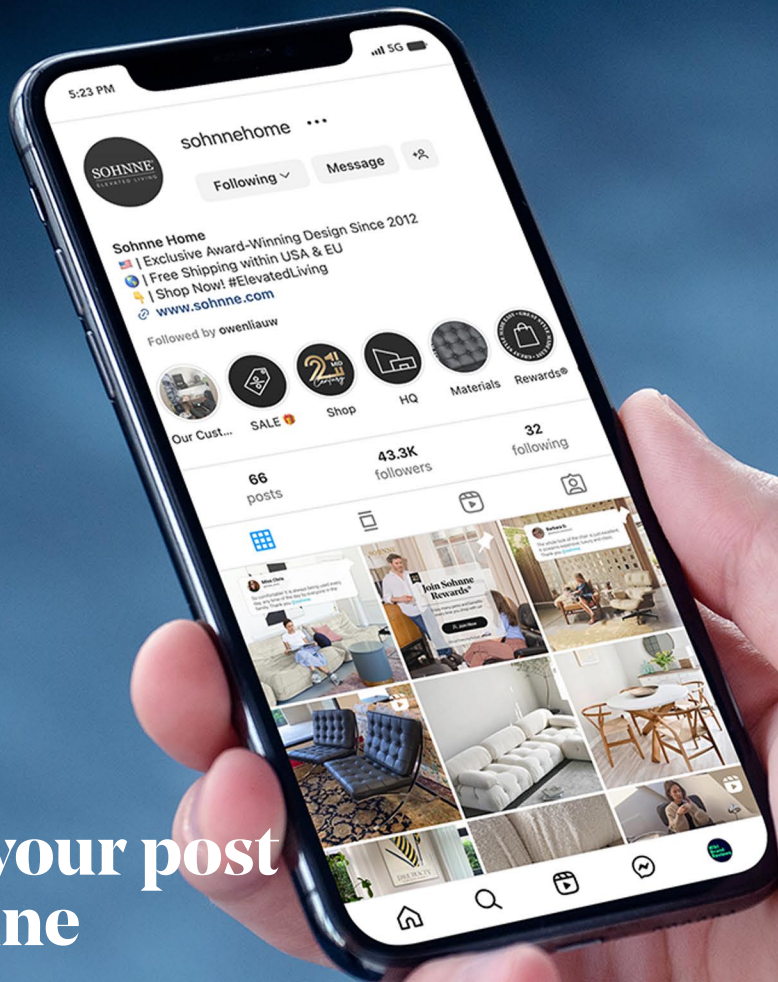
**Step 3:** Attach the Gas Spring to the Base Assembly.



**Step 4:** Align the Chair Body with the Gas Spring and lower it onto the Base Assembly.



**Completed**



Tag in your post  
@sohnne



\$50 off for photo review



\$100 off for video review

**SOHNNE®**  
ELEVATED LIVING